

18-25 May 2012

Children's Hospice Week

Be a hero



together
for
short
lives

Primary School Resources






Superhero Friday

25th May 2012

Superhero Friday is a great opportunity for your school to support children's hospices whilst having some fun. By getting involved, your pupils can be Children's Hospice Week heroes!

There are lots of ways to get involved so you can choose whatever works best for your school...



Dress up and donate

Celebrate Children's Hospice Week and raise vital income by asking pupils and staff to come to school on Friday 25 May in superhero fancy dress and make a donation to your local children's hospice. You can take this to whatever level you wish – it could be full fancy dress costumes or just a mask, for the whole day or just assembly.

If your pupils can't dress up why don't they sponsor the teachers to wear something wacky instead? As well as dressing up, you can have some more fun by holding an extra event to boost the amount you raise...

5 favourite fundraisers



Cake sale – have a bake-off and sell cakes at lunchtime.



Fancy dress catwalk for parents – let your pupils model their superhero outfits at a fashion show, selling tickets to parents.



Show a superhero cartoon at lunchtime – instead of going out to play offer a cartoon screening as an alternative activity for a small donation.



Marvellous masks exhibition for parents – showcase your pupils' artwork with an exhibition, charging an entry fee.



Comic time – offer your class the opportunity to bring in a favourite comic to read for story time instead of a book, for a small donation.

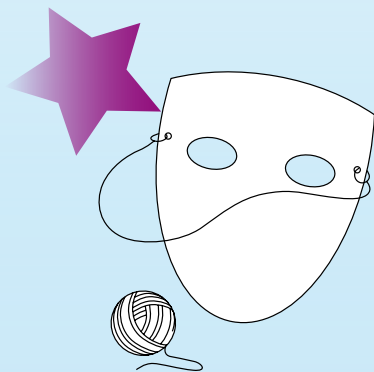


Art and craft activities

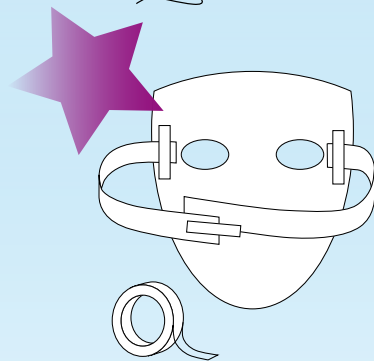


Mask decorating

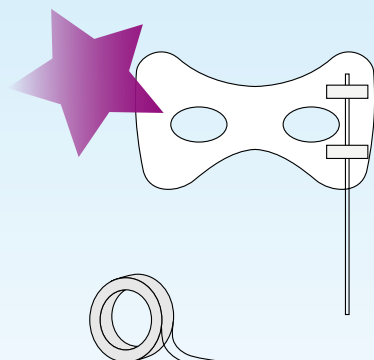
During Children's Hospice Week pupils can decorate their own superhero mask, ready to wear on Superhero Friday. We've provided four mask templates to choose from. The masks can be decorated in any way you wish. Get creative – painting, sticking, sequins, ribbons, glitter. The sky's the limit!



1. Print the template onto card
2. Decorate
3. Cut out the mask
4. Cut out the inner shapes
5. Poke out the string holes
6. Attach string or elastic





1. Print the template onto card
2. Decorate
3. Cut out the mask
4. Cut out the inner shapes
5. Cut out the paper fastener
6. Attach paper fastener



1. Print the template onto card
2. Decorate
3. Cut out the mask
4. Cut out the inner shapes
5. Cut a wire/stick to length
6. Attach wire/stick

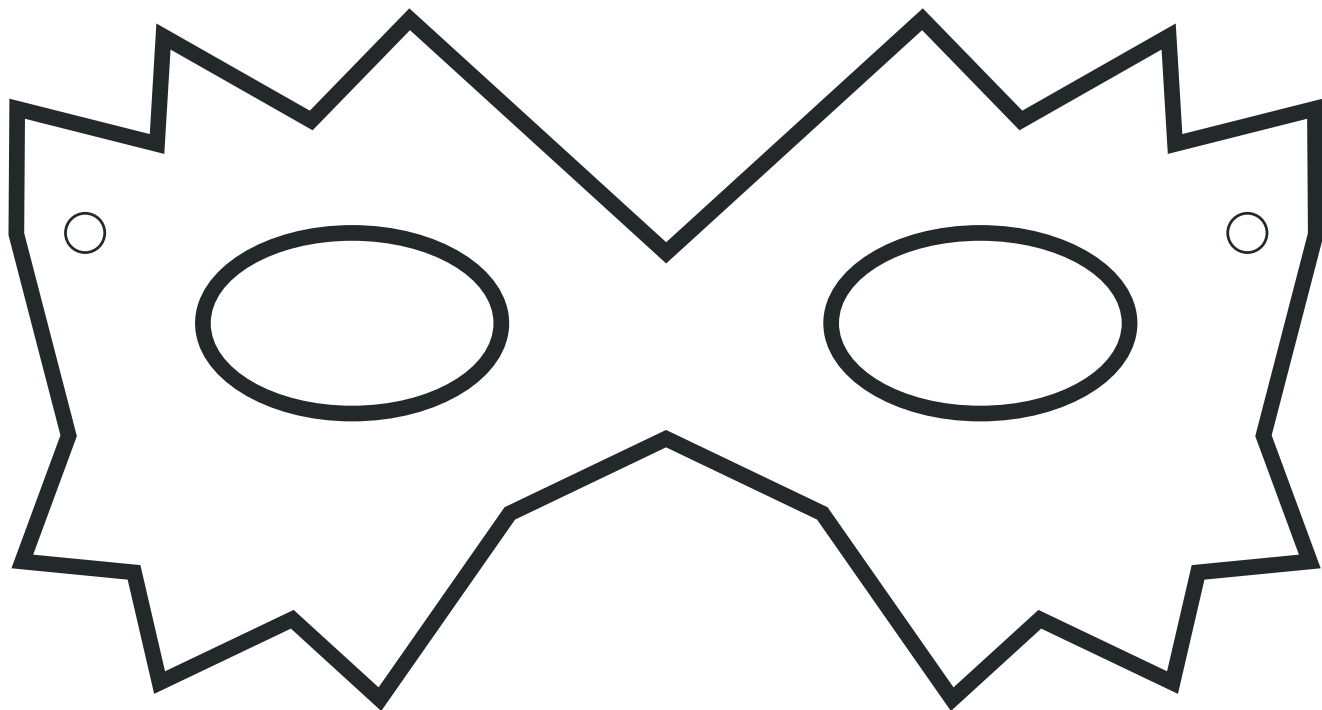
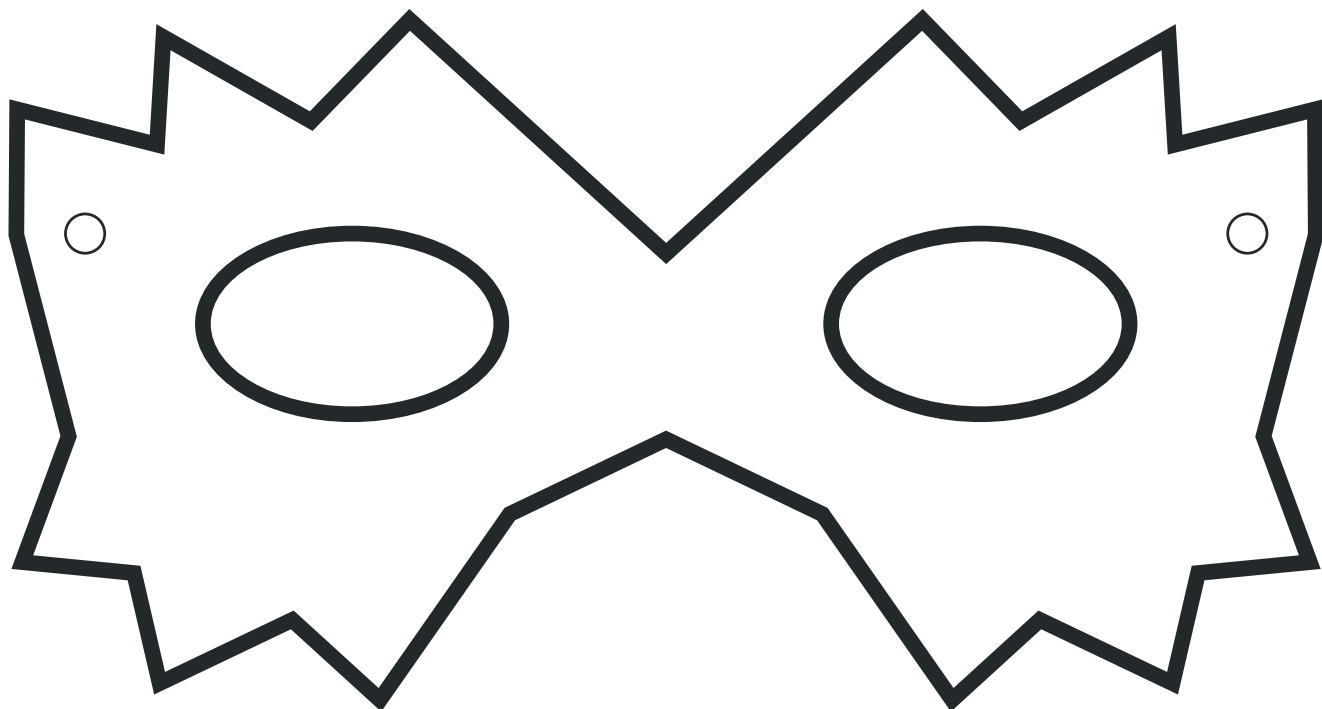
Mask template 1





Mask template 2



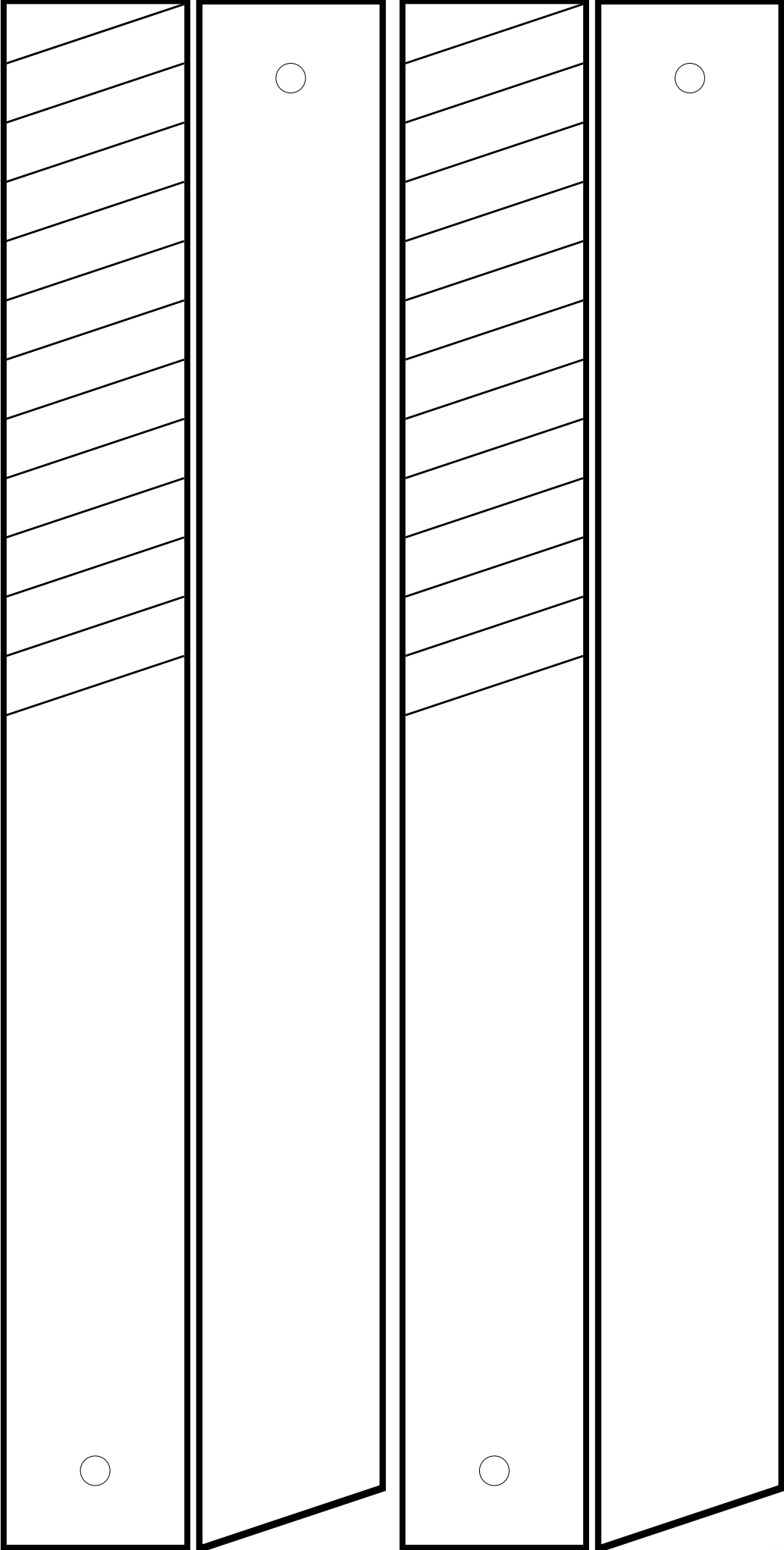
Mask template 3



Mask template 4



Fasteners



Celebrity masks

Some inspiration from our celebrity supporters...



Robbie Williams



Holly Willoughby



Lewis Hamilton



Coleen Rooney



Lily Allen



Michael Owen

Caped crusaders

How about making superhero capes to wear on Superhero Friday? Treat the cape like a blank canvas and decorate them any way you wish! Children could copy a well-known superhero design, create their own superhero identities, or just enjoy making them bright and colourful.

How to make a superhero cape

1

Cut your cape from an old sheet or towel, paper or plastic disposable table cloth, or any large piece of material.

2

Decorate your superhero cape with fabric paint, pens or glitter, or by cutting out and sticking other pieces of material on with fabric glue or iron-on fabric bond.

3

Use a hole punch to cut two holes at the top of your cape.

4

Insert cord, ribbon, or cut fabric as ties.



Additional superhero activities

Some more ideas for superhero inspired activities you might like to do on Superhero Friday...

Reading activities

Superhero story time

Pick a story about a hero for story time and talk about what makes them a hero. You could then discuss with the children what superhero power they would choose if they could be a superhero for a day, and why?

Here are some ideas for hero-themed books you could read:

- The Gingerbread Man Superhero!
by Dotti Enderle
- Charlie's Superhero Underpants
by Paul Bright
- Eliot Jones, Midnight Superhero
by Anne Cottringer
- Superhero ABC *by Bob Mcleod*
- Jake and Dixie: Super Magic Lightning Boy *by Scott McIntyre*
- Jack and the Beanstalk
by any author!

Writing activities

Super writing

You might like to ask your class to write a story about their superhero.

- What is their name?
- What do they look like?
- What colour outfit do they wear?
- What superhero qualities do they have?
- What do they do every day?

ICT activities

Superhero quiz

Pupils can visit

www.childrenshospiceweek.org.uk to complete our Superhero Quiz. By answering some simple questions they can find out which superhero they are!

Comic book heroes

They might also like to create a digital superhero or comic of their superhero using the links below:

http://marvel.com/games/play/31/create_your_own_superhero

http://marvelkids.marvel.com/create_your_own_comic



10 reasons to get involved


- 1 It's fun and simple.
- 2 The materials are provided for you, so you don't have to do the planning.
- 3 It looks good for your Ofsted report.
- 4 It will generate great publicity for your school in your local paper.
- 5 The kids will think it's fantastic!
- 6 It's flexible – you can do as much or as little as you want.
- 7 It's an opportunity for motivational, friendly fundraising competition between classes, year groups or even local schools.
- 8 It's a great start to the weekend!
- 9 Schools up and down the country will be taking part.
- 10 It helps children's hospices provide crucial services for families with seriously ill children.



Superhero Friday checklist



- Display posters around your school.
- Use our template letter to send to parents to let them know all about Children's Hospice Week and Superhero Friday.
- Send invitations calling on pupils to get involved.
- Order your collection tins.
- Invite your local children's hospice to give a talk in assembly.
- Send reminder slips home with pupils to prompt them and their parents to remember their superhero fancy dress and their donation.
- Use our template press release to let your local paper know what's happening.
- Collect your donations and pay them in.
- Send your photographs to **beahero@childhospice.org.uk** and we'll add them to the gallery on our website.
- Display your thank you certificate on your school notice board for everyone to see!



Everything you need for Children's Hospice Week and Superhero Friday can be found at **www.childrenshospiceweek.org.uk**





Together for Short Lives
Fourth Floor, Bridge House
48-52 Baldwin Street
Bristol BS1 1QB

T 0117 989 7820
F 0117 929 1999

info@togetherforshortlives.org.uk
www.togetherforshortlives.org.uk

Together for Short Lives is a charity registered in England (1144022) and is incorporated as a company limited by guarantee (7783702).